


ASSEMBLY INSTRUCTION

FL1705

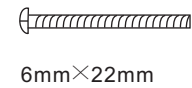
PARTS IDENTIFICATION



Take out legs and accessories

HARDWARE IDENTIFICATION

A



16PCS

D



2PCS

H103 ~ 150mm × Φ48mm

B



16PCS

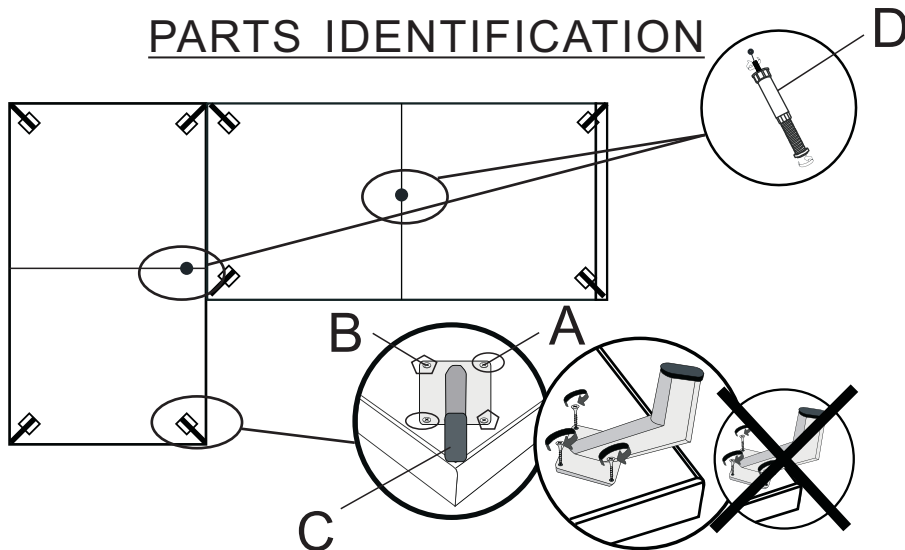
C




8PCS

H150mm × 130mm × 83mm

PARTS IDENTIFICATION



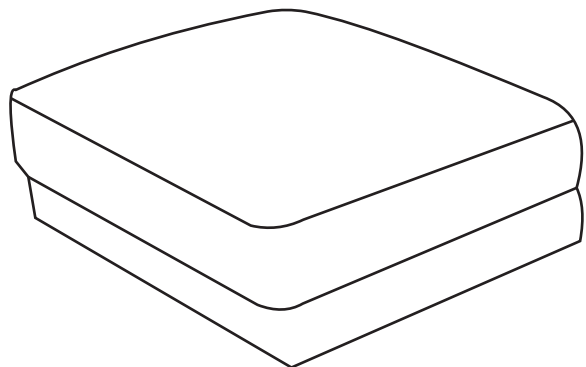
HFL1705 SECTIONAL




ASSEMBLY INSTRUCTION

FL1705


PARTS IDENTIFICATION



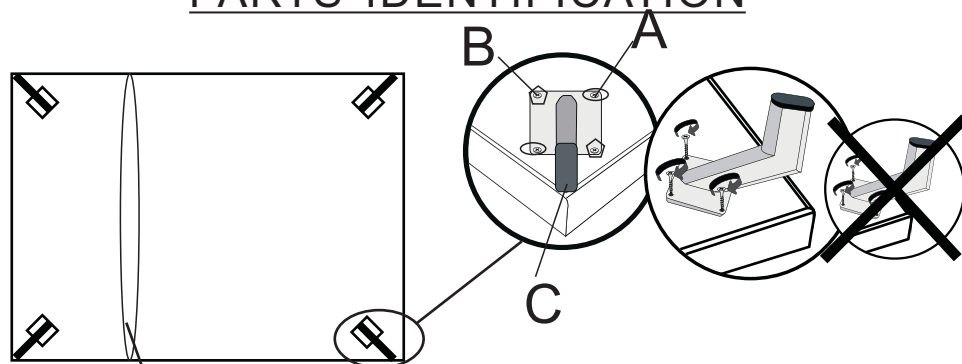
HARDWARE IDENTIFICATION

A  8PCS
6mm×22mm

B  8PCS
4*25mm

C  4PCS
H150mm×130mm×83mm

PARTS IDENTIFICATION



Open the zip
Take out the feet and fix them

FL1705 0T

