








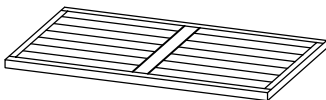
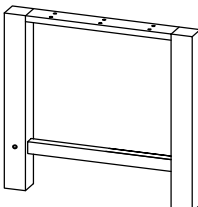
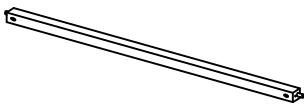
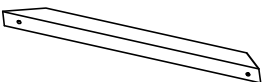


Thank you for purchasing this quality product. Be sure to check all packing material carefully for small parts that may have come loose inside the carton during shipment.



HARDWARE LIST			
NO	DESCRIPTION		QTY
A		BOLT M8 X 50	12
B		WASHER M8	14
C		ALLEN KEY M4	1
D		BOLT M8 X 80	2
E		NUT M8	2
F		13mm HEX WRENCH	1
G		SCREW M 4 x 40	4
H		SPRING WASHER M8	12

PARTS LIST			
NO	DESCRIPTION		QTY
1		TABLE TOP	1
2		LEGS (LEFT-RIGHT)	2
3		BACK RAIL	1
4		SUPPORT	2

Thank you for purchasing this quality product. Be sure to check all packing material carefully for small parts that may have come loose inside the carton during shipment.

## STEP 1

Assemble part (1) / (2) & (3)



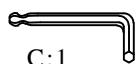
A:12



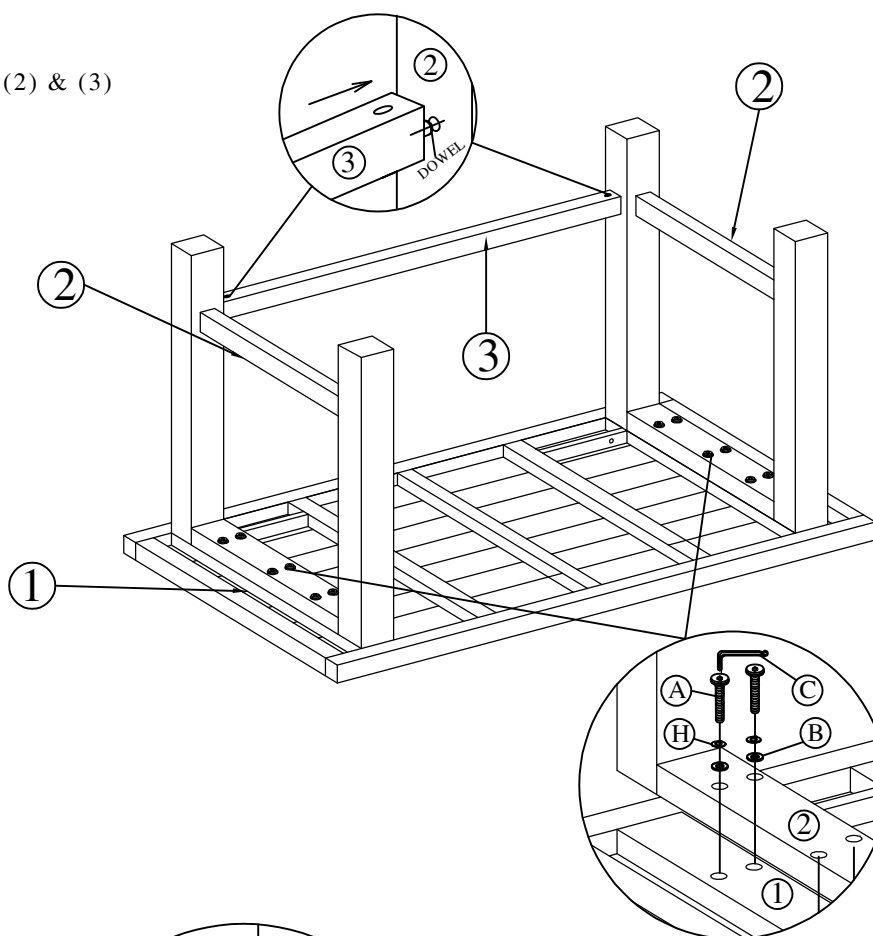
B:12



H:12



C:1

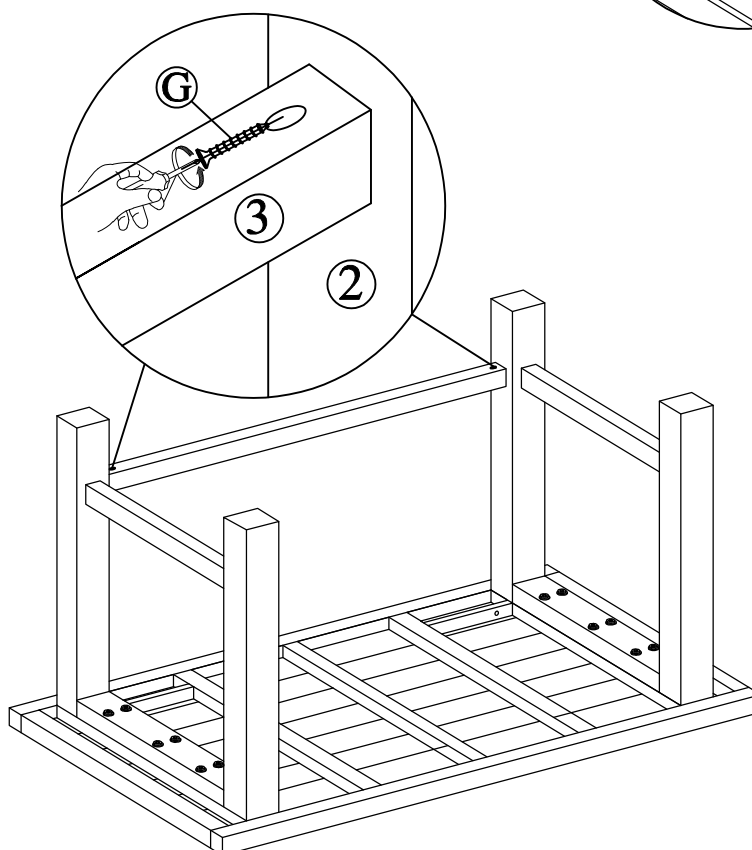


## STEP 2

Assemble part (3)



G:2



Thank you for purchasing this quality product. Be sure to check all packing material carefully for small parts that may have come loose inside the carton during shipment.

### STEP 3

Assemble part (4)



D:2



B:2



E:2



F:1



G:2

