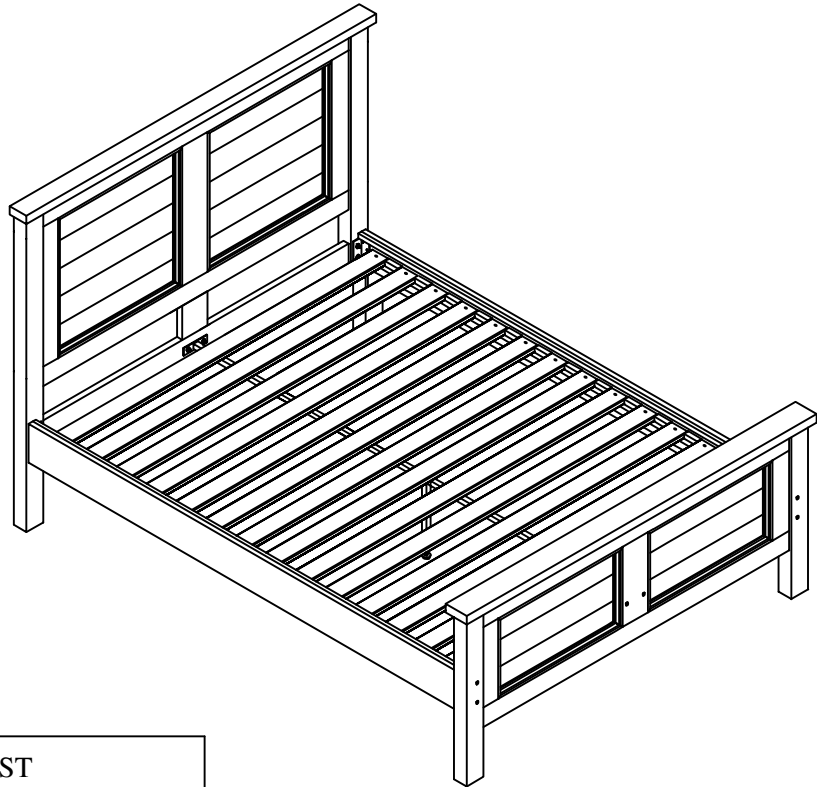






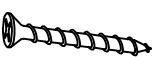






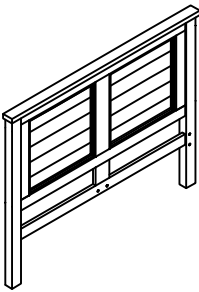
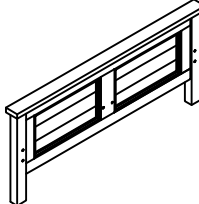



Thank you for purchasing this quality product. Be sure to check all packing material carefully for small parts that may have come loose inside the carton during shipment.



HARDWARE LIST

NO	DESCRIPTION		QTY
A		BOLT M10 X 80	8
B		SPRING WASHER	12
C		BOLT M10 X 60	4
D		WASHER M10	12
E		NUT M10	12
F		17mm HEX WRENCH	1
G		SCREW M4 X 30	32
H		BOLT M8-20	1
I		BOLT M8-40	1
J		NUT M8	1
K		13mm HEX WRENCH	1

PARTS LIST

NO	DESCRIPTION		QTY
1		HEADBOARD	1
2		FOOTBOARD	1
3		SIDE RAIL	2
4		CENTER SUPPORT RAIL	1
5		SLAT	16

Thank you for purchasing this quality product. Be sure to check all packing material carefully for small parts that may have come loose inside the carton during shipment.

STEP 1

Assemble part (1),(2)&(3)



A:8



D:8



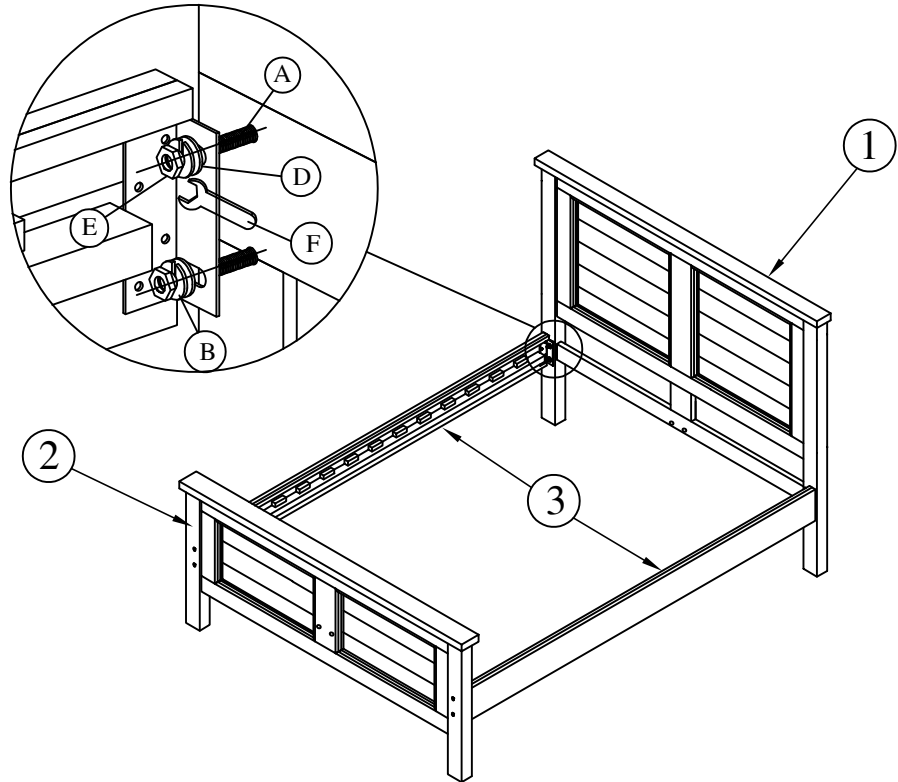
E:8



F:1



B:8



STEP 2

Assemble part (D)



H:1



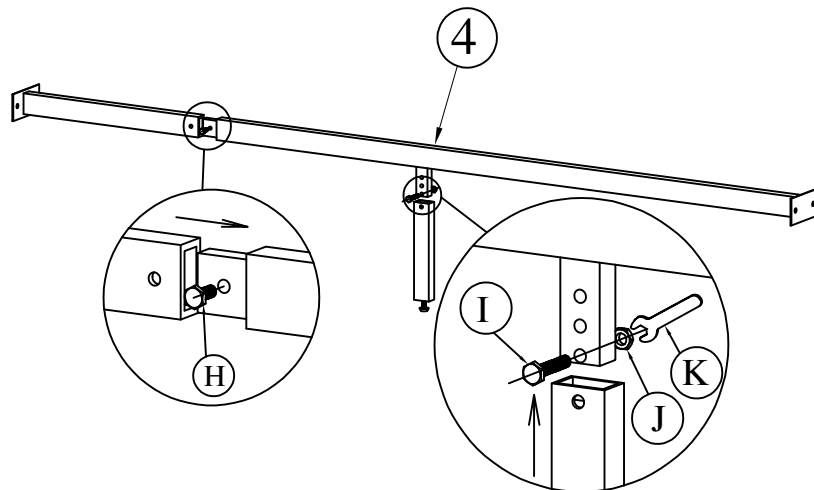
I:1



J:1



K:1



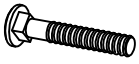
Thank you for purchasing this quality product. Be sure to check all packing material carefully for small parts that may have come loose inside the carton during shipment.

STEP 3

Assemble part (4)



B:4



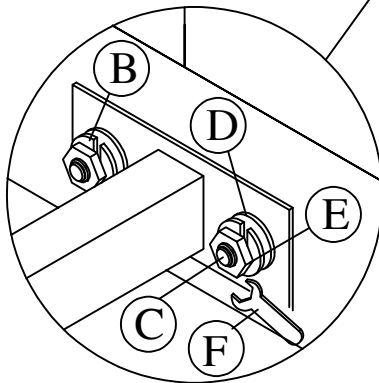
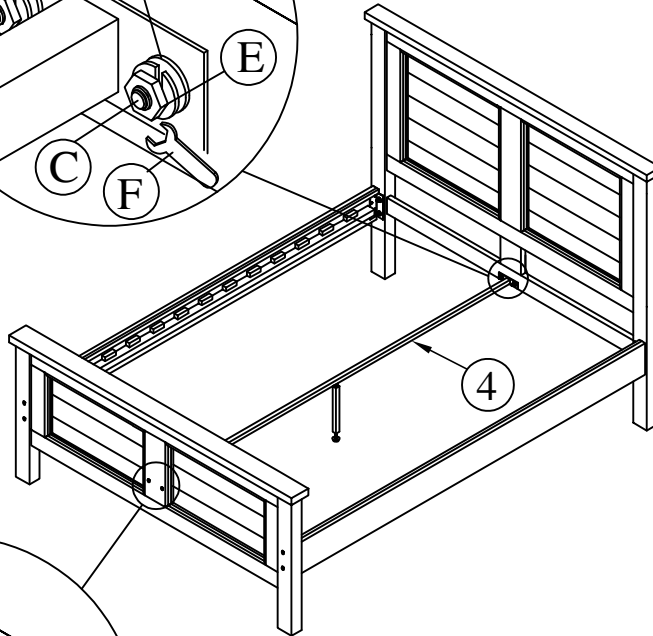
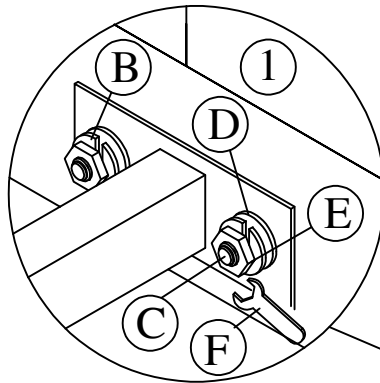
C:4



D:4



E:4



STEP 4

Assemble part (5)



G:32

