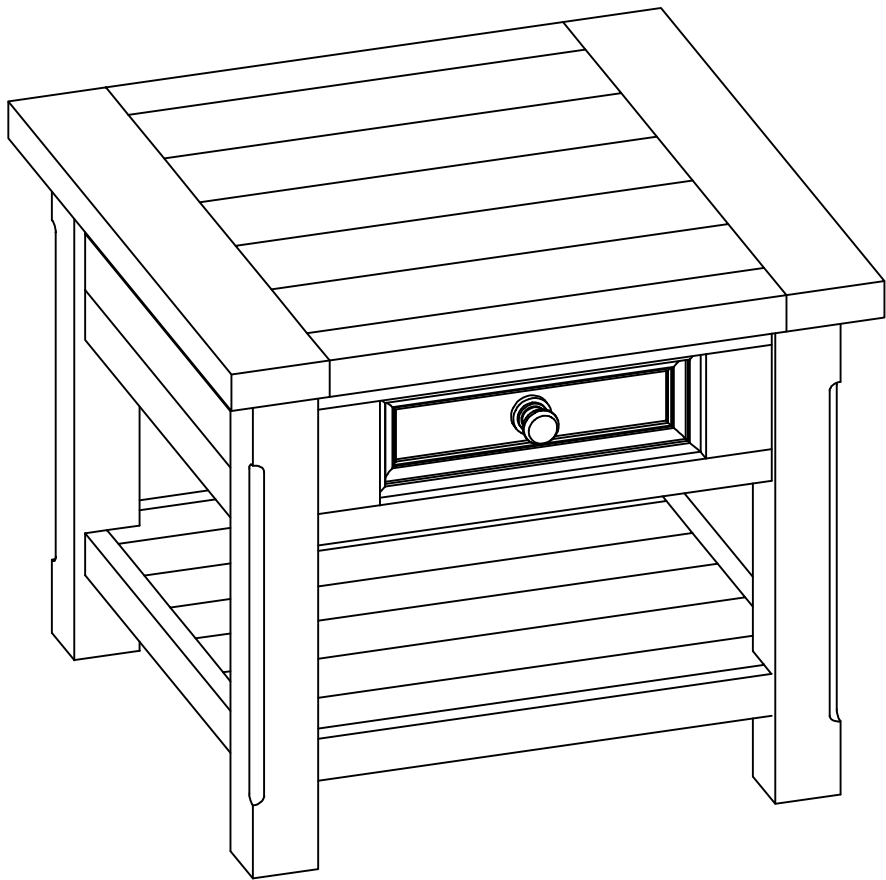




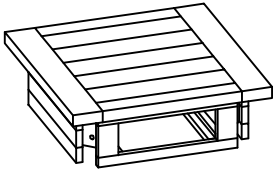
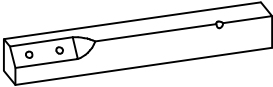
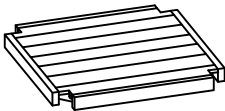



Thank you for purchasing this quality product. Be sure to check all packing material carefully for small parts that may have come loose inside the carton during shipment.



| HARDWARE LIST | | | |
|---------------|-------------------------------------------------------------------------------------|-----------------|-----|
| NO | DESCRIPTION | | QTY |
| A |  | BOLT M8 X 60 | 12 |
| B |  | WASHER M8 | 12 |
| C |  | 13mm HEX WRENCH | 1 |
| D |  | SPRING WASHER | 12 |

| PARTS LIST | | | |
|------------|--------------------------------------------------------------------------------------|-----------|-----|
| NO | DESCRIPTION | | QTY |
| 1 |  | TABLE TOP | 1 |
| 2 |  | LEG | 4 |
| 3 |  | SHELF | 1 |
| 4 |  | DRAWER | 1 |

Thank you for purchasing this quality product. Be sure to check all packing material carefully for small parts that may have come loose inside the carton during shipment.

STEP 1

Assemble part (1)&(2)



A:8



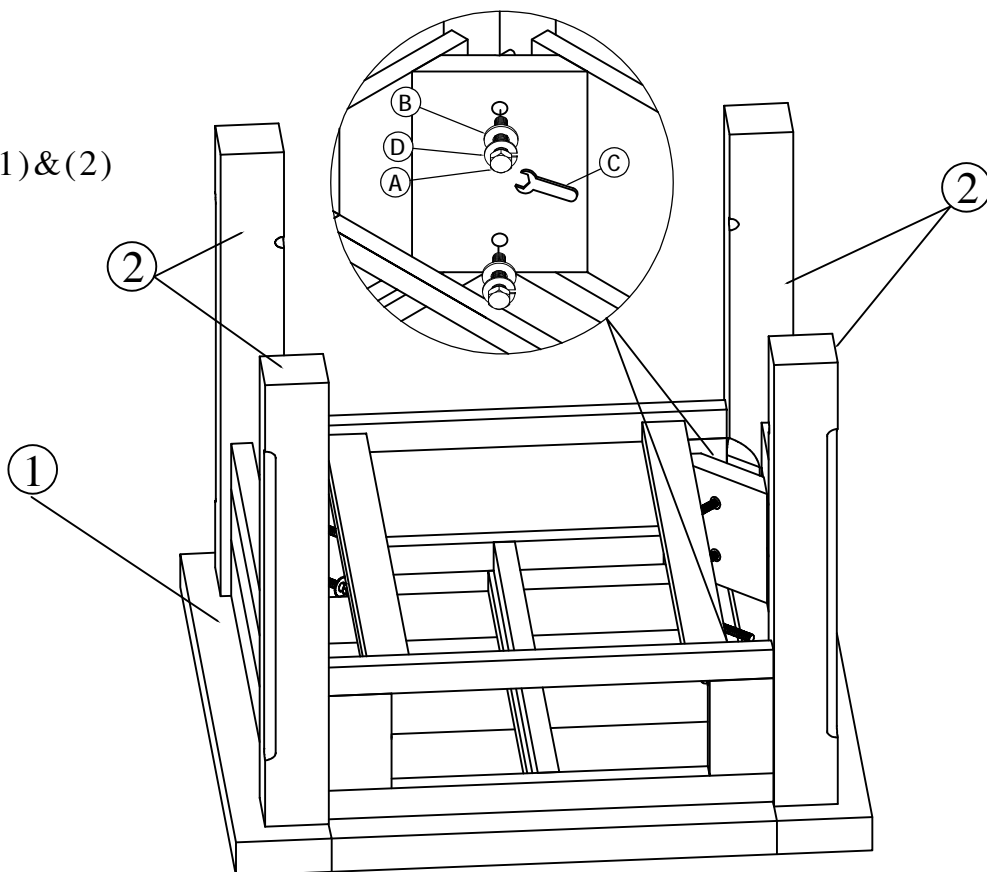
B:8



C:1



D:8



STEP 2

Assemble part (1)/(2)&(3)



A:4



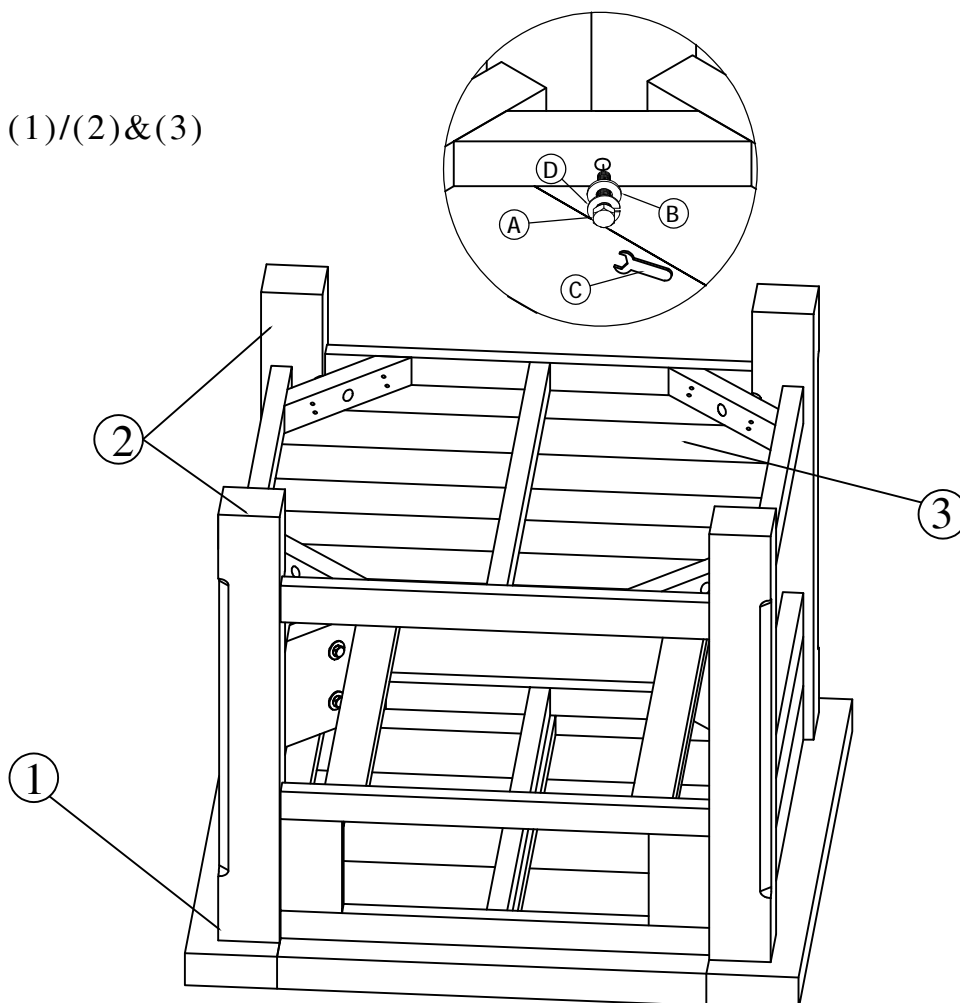
B:4



C:1



D:4



Thank you for purchasing this quality product. Be sure to check all packing material carefully for small parts that may have come loose inside the carton during shipment.

STEP 3

Assemble part (4)

