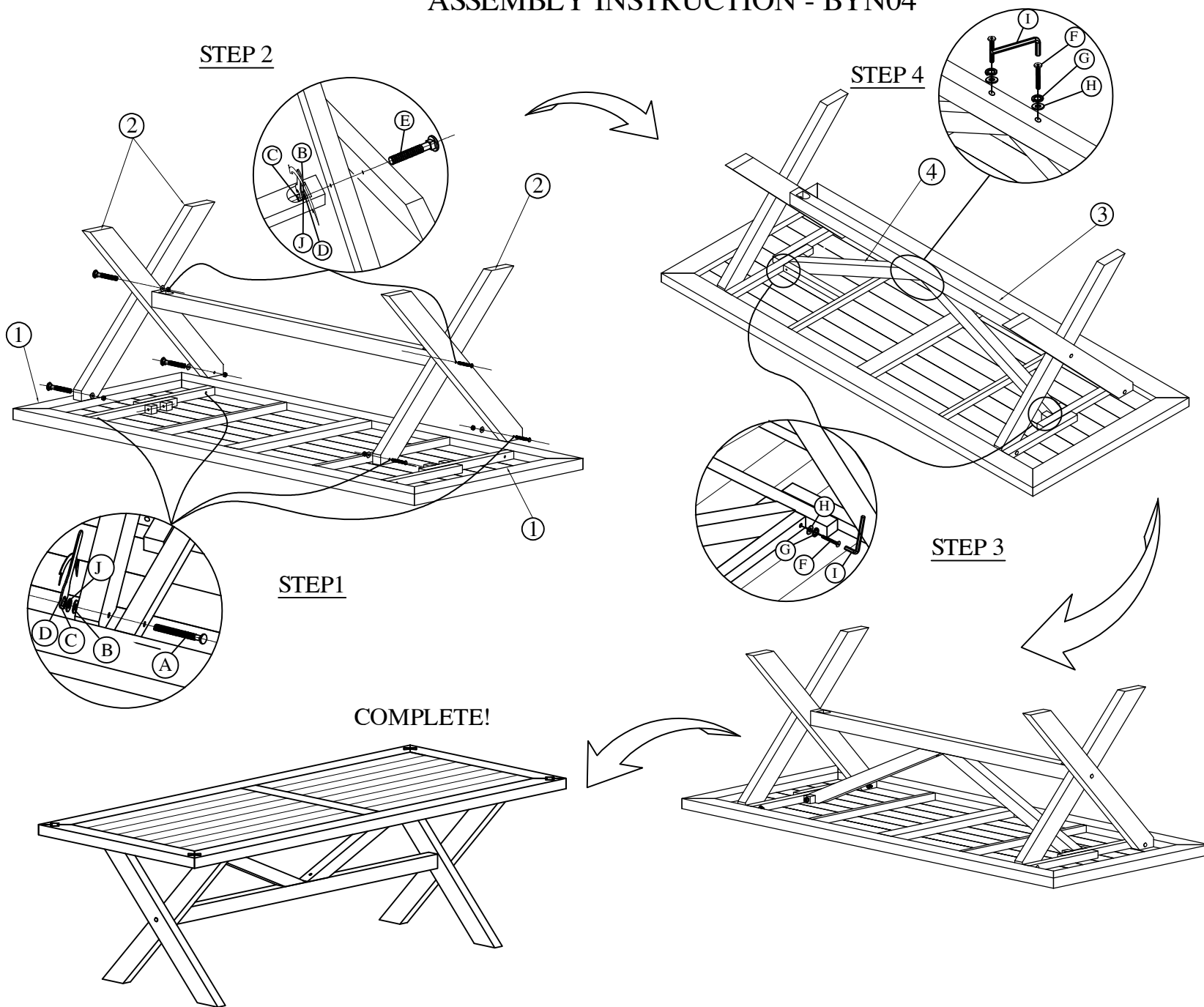










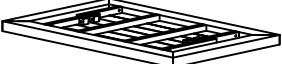
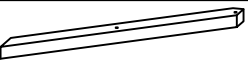




ASSEMBLY INSTRUCTION - BYN04



NO	Hardware list	QTY
A	 BOLT M10 x 80	4
B	 WASHER M10	6
C	 NUT M10	6
D	 17mm HEX WRENCH	1
E	 BOLT M10 x 120	2
F	 BOLT M8 x 60	4
G	 SPRING WASHER M8	4
H	 WASHER M8	4
I	 ALLEN KEY M4	1
J	 SPRING WASHER M10	6
NO	Component list	QTY
1	 TABLE TOP	1
2	 LEG	4
3	 CENTER RAIL	1
4	 SUPPORT BRACE	2