



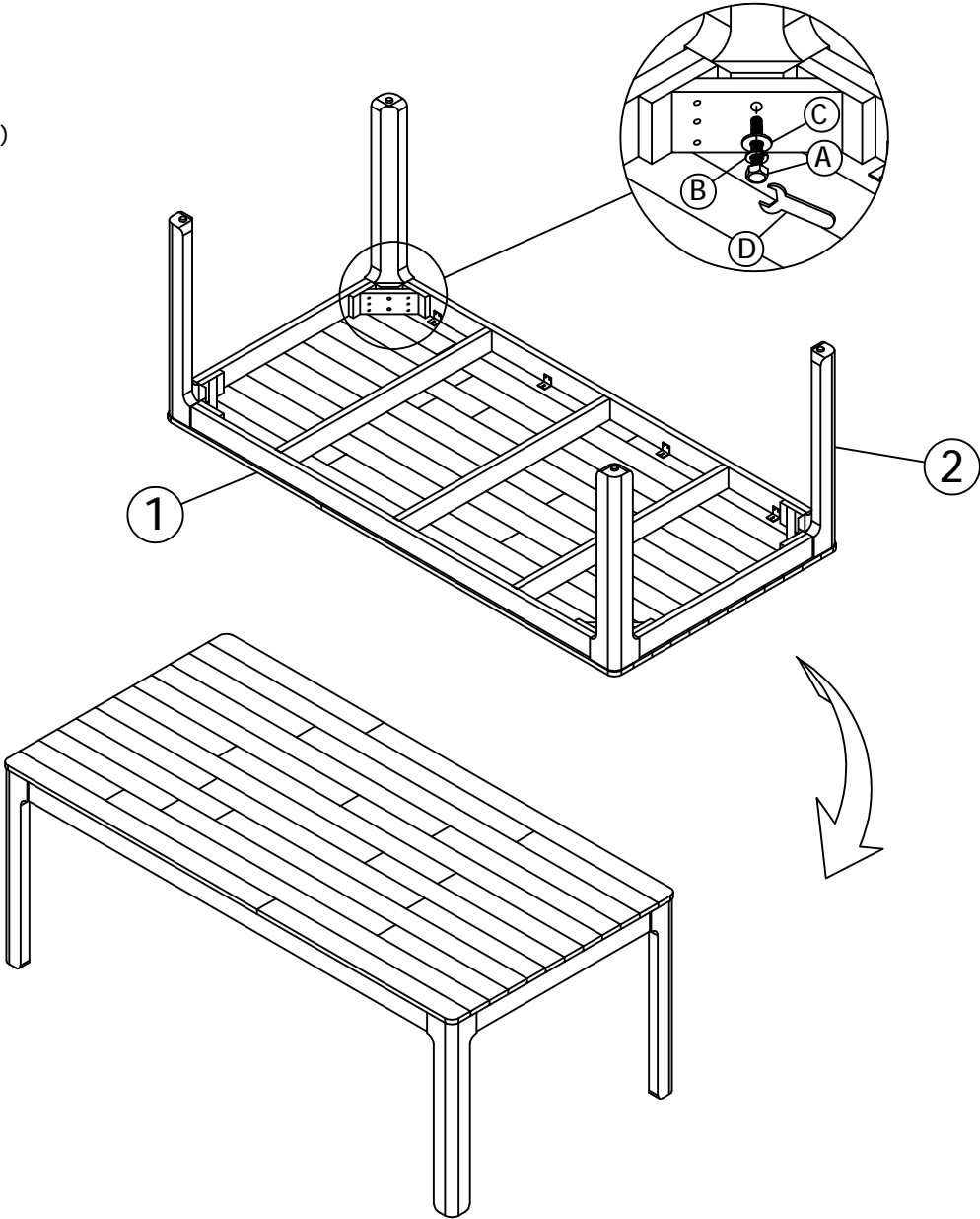






Thank you for purchasing this quality product. Be sure to check all packing material carefully for small parts that may have come loose inside the carton during shipment.

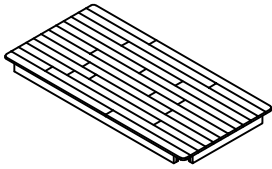

STEP 1

Assemble part (1) & (2)

- 
A:8
- 
B:8
- 
C:8
- 
D:1



HARDWARE LIST			
NO	DESCRIPTION		QTY
A		BOLT M10x60	8
B		SPRING WASHER M10	8
C		WASHER M10	8
D		17mm HEX WRENCH	1

PART LIST			
NO	DESCRIPTION		QTY
1		TABLE TOP	1
2		LEGS	4